

REPORTE SEMANAL

01/02/2019 - 08/02/2019

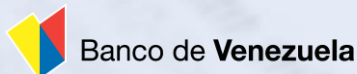
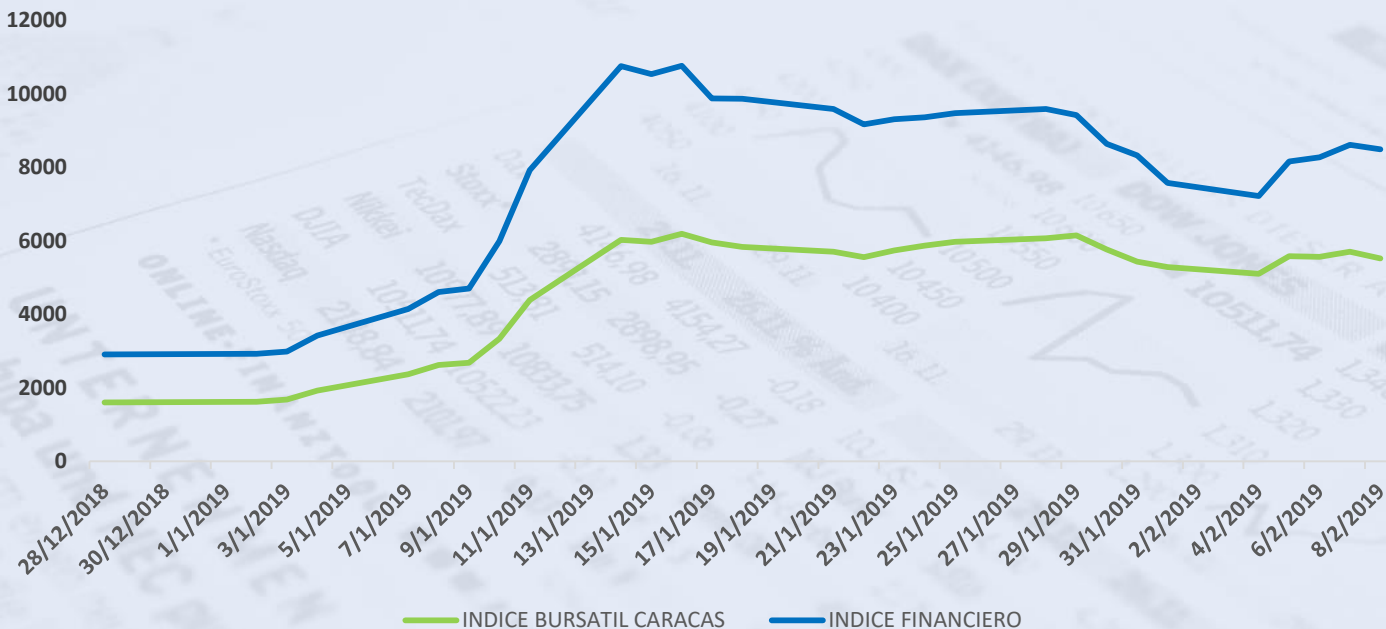


J-30045476-6

  @STATERAVALORES
WWW.STATERA.COM.VE

INDICE BURSATIL CARACAS - INDICE FINANCIERO

| | 1/2/2019 | 8/2/2019 | VARIACION |
|-------------------------|----------|----------|-----------|
| INDICE BURSATIL CARACAS | 5.286,40 | 5.525,24 | 4,52% |
| INDICE FINANCIERO | 7.573,70 | 8.494,35 | 12,16% |



+160%



+32,35%



+29,75%

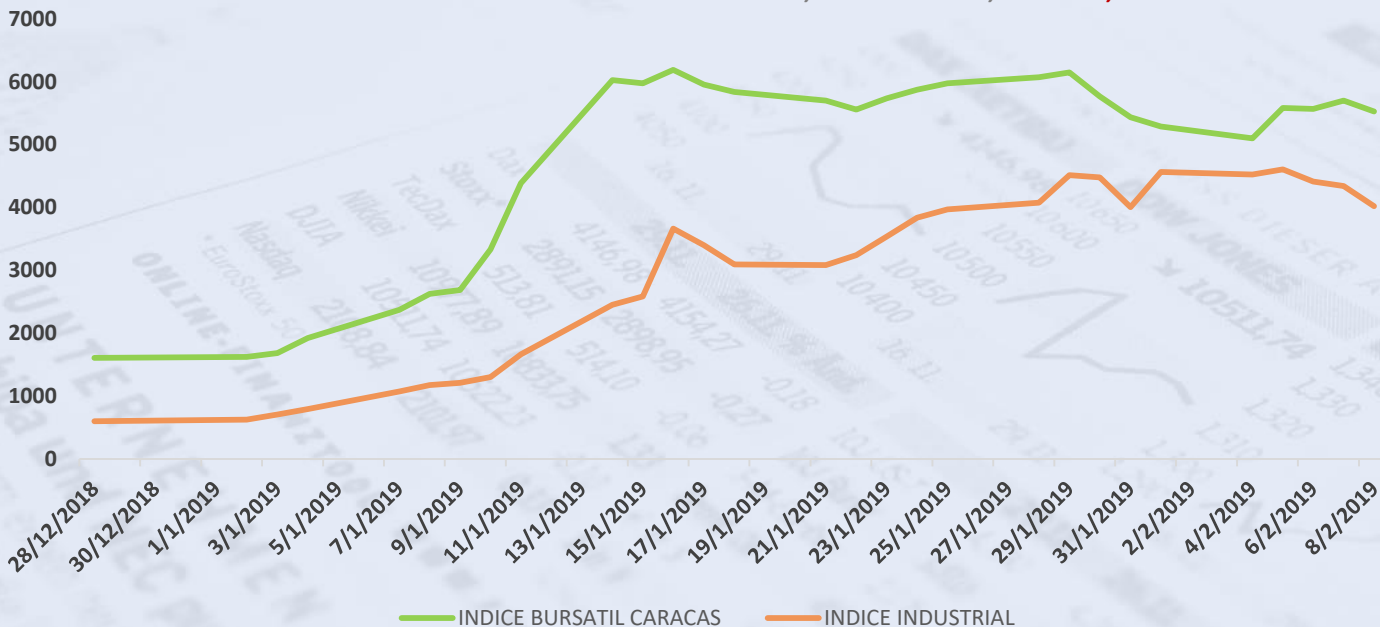


-21,96%



INDICE BURSATIL CARACAS - INDICE INDUSTRIAL

| | 1/2/2019 | 8/2/2019 | VARIACION |
|-------------------------|----------|----------|----------------|
| INDICE BURSATIL CARACAS | 5.286,40 | 5.525,24 | 4,52% |
| INDICE INDUSTRIAL | 4.563,14 | 4.020,76 | -11,89% |



+157,91%



+85,19%



-25,64%



-14,29%

VARIACION SEMANAL - VOLUMEN TRANSADO

| EMISOR | TICKER | VARIACION SEMANAL | | | VOLUMEN TRANSADO | |
|-----------------------------------|--------|-------------------|-----------|----------------|--------------------|-------------------------|
| | | 1/2/2019 | 8/2/2019 | VARIACION | ACCIONES | BOLIVARES |
| BANCARIBE | ABC.A | 2.819,00 | 2.200,00 | -21,96% | 812 | 1.803.050,00 |
| BANCO NACIONAL DE CREDITO | BNC | 57,00 | 55,95 | -1,84% | 1.362.087 | 78.998.327,10 |
| BANCO OCCIDENTAL DE DESCUENTO | BOU | 1,36 | 1,80 | 32,35% | 1.459.768 | 2.470.257,29 |
| BANCO PROVINCIAL | BPV | 5.850,00 | 6.900,00 | 17,95% | 5.751 | 38.288.402,03 |
| BANCO DE VENEZUELA | BVL | 100,00 | 260,00 | 160,00% | 27.609 | 5.029.312,71 |
| BOLSA DE VALORES DE CARACAS | BVCC | 400,00 | 519,00 | 29,75% | 113.450 | 54.269.217,00 |
| CERAMICA CARABOBO | CCR | 39.000,00 | 34.000,00 | -12,82% | 49 | 1.725.380,00 |
| CORPORACION INDUSTRIAL DE ENERGIA | CIE | 72,00 | 91,20 | 26,67% | 6.970 | 532.227,18 |
| CORIMON | CRM.A | 3.900,00 | 2.900,00 | -25,64% | 956 | 3.166.550,00 |
| DOMINGUEZ & CIA | DOM | 1.060,00 | 1.150,00 | 8,49% | 5.929 | 6.553.598,00 |
| PRODUCTOS EFE | EFE | 250,00 | 280,00 | 12,00% | 1.743 | 449.190,00 |
| ENVASES VENEZOLANOS | ENV | 624,00 | 620,00 | -0,64% | 110.967 | 68.801.929,25 |
| FABRICA NACIONAL DE CEMENTO | FNC | 670,00 | 1.728,00 | 157,91% | 1.768 | 2.193.981,00 |
| FONDO DE VALORES INMOBILIARIOS A | FVI.A | 131,18 | 130,00 | -0,90% | 5.779 | 788.430,44 |
| FONDO DE VALORES INMOBILIARIOS B | FVI.B | 75,00 | 71,01 | -5,32% | 348.764 | 27.999.502,34 |
| GRUPO ZULIANO | GZL | 1.100,00 | 1.200,00 | 9,09% | 1.250 | 1.398.600,00 |
| INVACA | IVC | 1.899,00 | 1.900,00 | 0,05% | 479 | 1.196.550,00 |
| MANPA | MPA | 200,00 | 220,00 | 10,00% | 6.858 | 1.389.730,00 |
| MERCANTIL SF A | MVZA | 13.000,00 | 15.000,00 | 15,38% | 164.057 | 2.293.378.505,94 |
| MERCANTIL SF B | MVZB | 12.500,00 | 15.000,00 | 20,00% | 3.901 | 51.950.834,00 |
| PROAGRO | PGR | 85,00 | 94,00 | 10,59% | 3.970 | 359.107,00 |
| PROTINAL | PTN | 120,00 | 120,00 | 0,00% | 160 | 19.200,00 |
| RON SANTA TERESA | RST | 1.800,00 | 1.719,97 | -4,45% | 162.285 | 283.250.579,81 |
| SIVENSA | SVS | 540,00 | 1.000,00 | 85,19% | 16.522 | 13.384.010,00 |
| CANTV | TDV.D | 1.400,00 | 1.200,00 | -14,29% | 16.063 | 24.300.522,00 |
| TELARES DE PALO GRANDE | TPG | 19,70 | 19,00 | -3,55% | 36.728 | 729.195,41 |
| | | | | | TOTAL BS. S | 2.964.426.188,50 |

● Lideres en volumen transado